

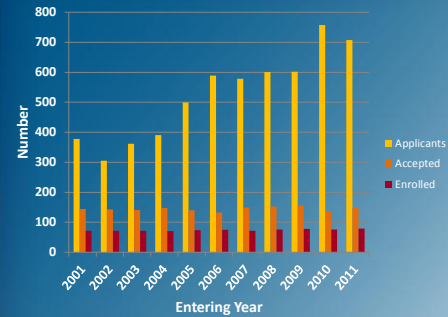
State of the College

David A. Heath, O.D., Ed.M.
President
9 November 2011



Are we attracting the best and the brightest?

Applicants, Accepted and Enrolled by Year

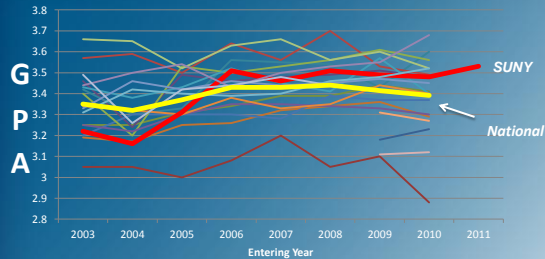


Entering Year	Applicants	Accepted	Enrolled
2001	378	144	72
2002	305	143	72
2003	362	141	72
2004	391	147	71
2005	499	140	74
2006	589	133	75
2007	578	150	72
2008	601	153	76
2009	602	155	78
2010	758	136	76
2011	707	148	79



Admissions – Entering Class GPA

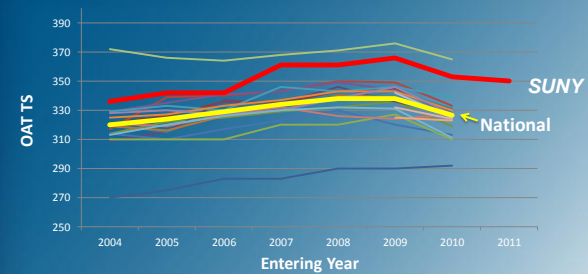
Entering GPAs by School per Year



	2003	2004	2005	2006	2007	2008	2009	2010	2011
SUNY	3.22	3.16	3.31	3.51	3.46	3.51	3.49	3.48	3.53
National Average	3.35	3.32	3.37	3.43	3.43	3.44	3.41	3.39	

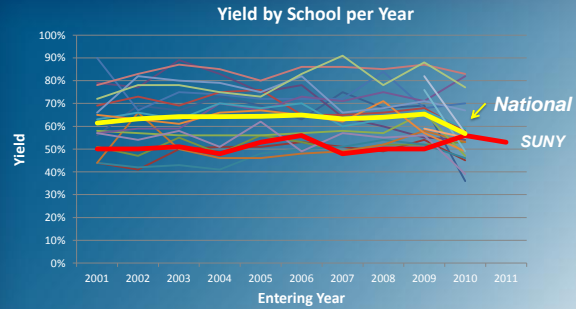
Admissions – Entering Class TS OAT

Entering OAT Total Science Scores by School Per Year



	2004	2005	2006	2007	2008	2009	2010	2011
SUNY	336	342	342	361	361	366	353	350
National Average	320	324	329	334	338	338	327	

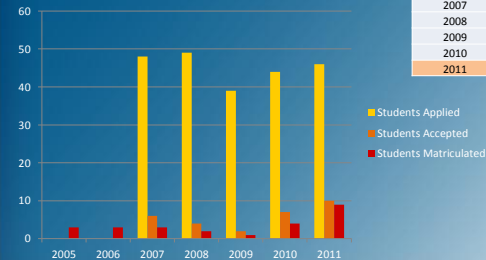
Admissions – Yield (% accepting offer)



	2001	2002	2003	2004	2005	2006	2007	2008	2009	2010	2011
SUNY	50%	50%	51%	48%	53%	56%	48%	50%	50%	56%	53%
National	61%	63%	64%	64%	64%	65%	63%	64%	65%	57%	

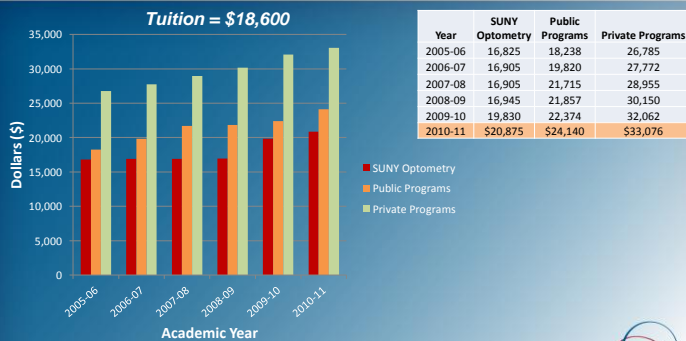
Are we accepting a diverse student body?

Under-Represented Minorities: Applied, Accepted and Matriculated



	Students Applied	Students Accepted	Students Matriculated
2005			3
2006			3
2007	48	6	3
2008	49	4	2
2009	39	2	1
2010	44	7	4
2011	46	10	9

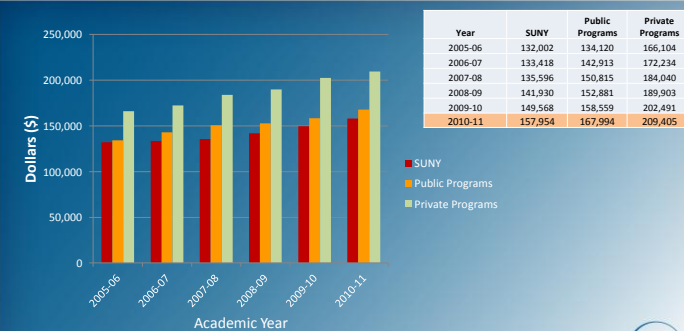
Direct Educational Cost* for In-State Students (Annual)



Year	SUNY Optometry	Public Programs	Private Programs
2005-06	16,825	18,238	26,785
2006-07	16,905	19,820	27,772
2007-08	16,905	21,715	28,955
2008-09	16,945	21,857	30,150
2009-10	19,830	22,374	32,062
2010-11	\$20,875	\$24,140	\$33,076

*Direct expenses include tuition, fees, books and equipment.
Source: ASCO.

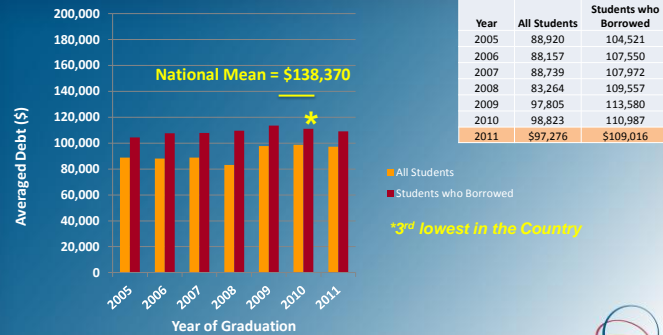
Total Cost* for In-State Students (All four years)



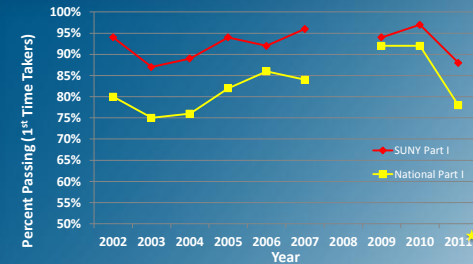
Year	SUNY	Public Programs	Private Programs
2005-06	132,002	134,120	166,104
2006-07	133,418	142,913	172,234
2007-08	135,596	150,815	185,040
2008-09	141,930	152,881	189,903
2009-10	149,568	158,559	202,491
2010-11	157,954	167,994	209,405

*Includes tuition, fees, books, equipment, room and board.
Source: ASCO

Average Indebtedness of Graduating Students w/ Debt



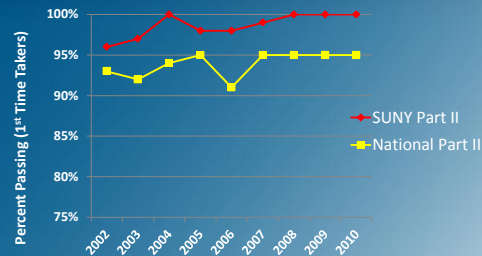
NBEO Part 1: Applied Basic Science



	2002	2003	2004	2005	2006	2007	2008	2009	2010	2011
SUNY Part I	94%	87%	89%	94%	92%	96%	*	94%	97%	88%
National Part I	80%	75%	76%	82%	86%	84%	*	92%	92%	78%

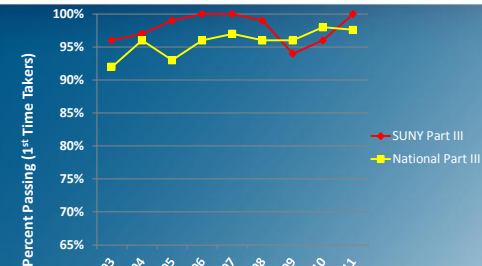
★ In 2011, for the first time, questions items with multiple correct answers were included in the examination.

NBEO Part 2: Patient Assessment & Management



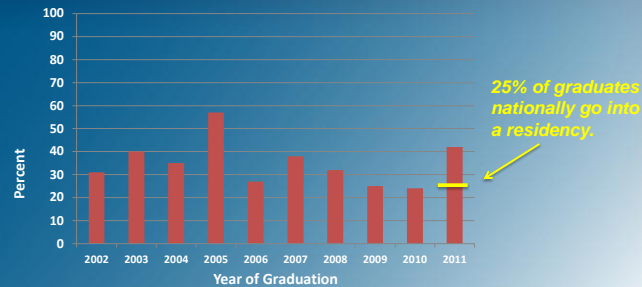
	2002	2003	2004	2005	2006	2007	2008	2009	2010
SUNY Part II	96%	97%	100%	98%	98%	99%	100%	100%	100%
National Part II	93%	92%	94%	95%	91%	95%	95%	95%	95%

NBEO Results: Clinical Skills



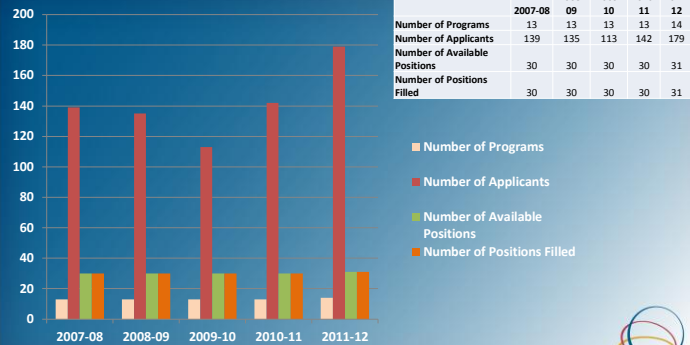
	2003	2004	2005	2006	2007	2008	2009	2010	2011
SUNY Part III	96%	97%	99%	100%	100%	99%	94%	96%	100%
National Part III	92%	96%	93%	96%	97%	96%	96%	98%	98%

Percent of Graduates Entering a Residency

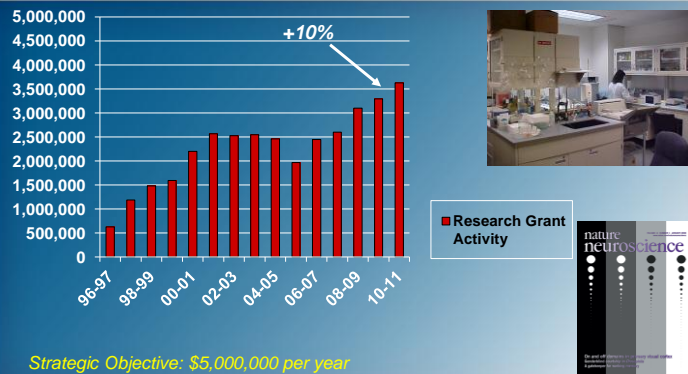


Entering a Residency Program	2002	2003	2004	2005	2006	2007	2008	2009	2010	2011
	31	40	35	57	27	38	32	25	24	42

Residency Programs: Application Profile



Extramural Research Activity

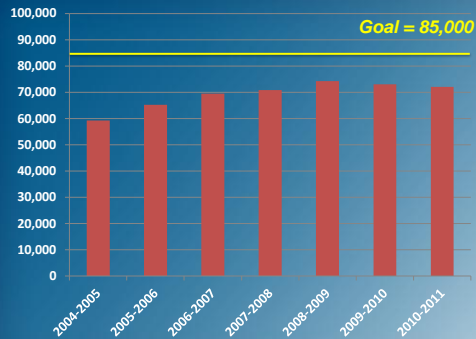


Strategic Objective: \$5,000,000 per year

Research: Snapshot AY 2011

- **Research Grants**
 - 13 NEI grants (10 R01, 2 R21, 1 T35)
 - 2 DoD, 2 NSF, 2 NIH subcontracts, 1 R56
 - Ranks 6th among the 20 Schools and College of Optometry
- SUNY Eye Institute (SEI) – Implementation
- New Researchers: Kathryn Richdale, OD, PhD (K23)
- SIVR Clinical Collaboration Grants (2)
- **Impact**
 - 53 Articles, Books or Chapters (46/67/47)
 - 62 Presentations at ARVO, VSS or AAO (70/60/46)
 - 8 Invited Lectures at prestigious universities (7/13/9)
 - 39 Colloquia held (16/30)
 - Host of VisioNYC Colloquium Series

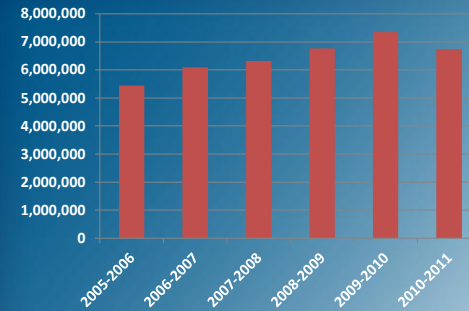
UEC Patient Encounters



Fiscal Year	Encounters
2004-2005	59,250
2005-2006	65,305
2006-2007	69,582
2007-2008	70,938
2008-2009	74,285
2009-2010	73,061
2010-2011	72,117



UEC - Revenues



Year	Clinical Income (\$)
2005-2006	5,441,561
2006-2007	6,091,322
2007-2008	6,316,548
2008-2009	6,766,977
2009-2010	7,352,783
2010-2011	6,744,984



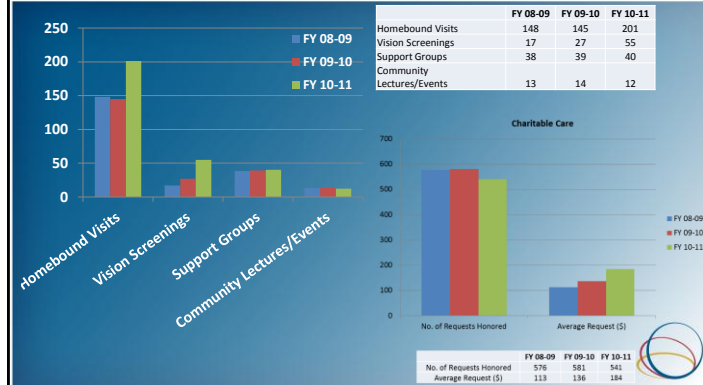
Referral Service: Annual Growth



Year	Annual Encounters
FY07-08	624
FY08-09	3,839
FY09-10	4,285
FY10-11	5,538



GIVING BACK TO THE COMMUNITY: UEC PUBLIC SERVICE EVENTS



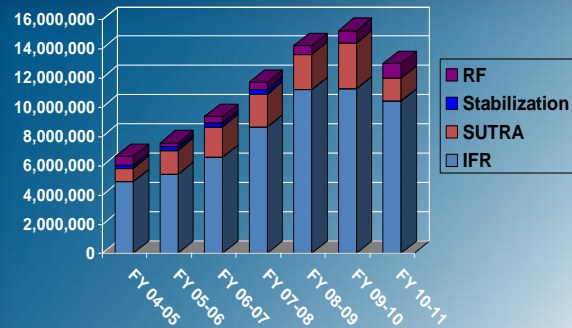
	FY 08-09	FY 09-10	FY 10-11
Homebound Visits	148	145	201
Vision Screenings	17	27	55
Support Groups	38	39	40
Community Lectures/Events	13	14	12

Charitable Care

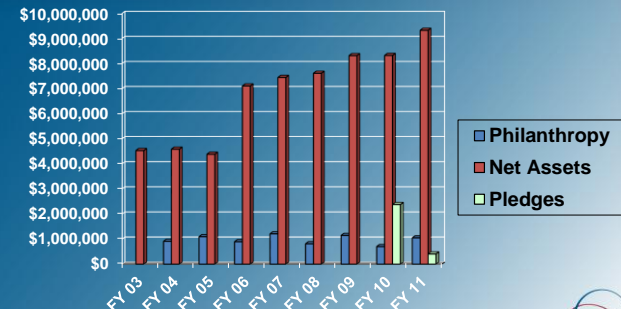
	FY 08-09	FY 09-10	FY 10-11
No. of Requests Honored	576	581	541
Average Request (\$)	113	136	184



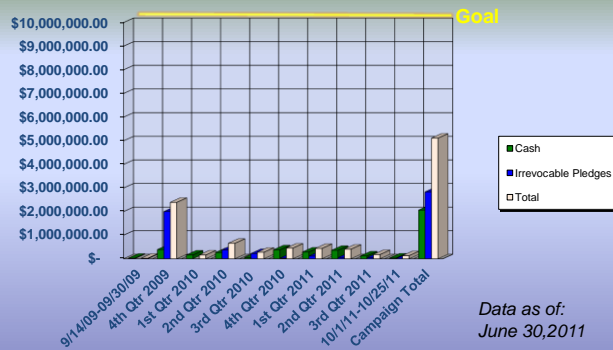
SUNY Optometry – Fund Balances



Philanthropy & the OCNY



The Vision and The Promise: Campaign for the SUNY College of Optometry



Capital Improvements: \$38,283,998

Project	Status	Cost
Rehab. Elevators	Completed	\$ 1,820,000
Fire Alarm System	Completed	\$ 2,487,998
HVAC – Control & Balance	98% Completed	\$ 3,436,000
Building Systems	Design	\$15,510,000
Campus Center 2, 3, 3M	Under Construction	\$ 8,705,000
Rehab. Research 17 & 16	Ready for bid (Constr. – 2012)	\$ 2,815,000
Lobby	Ready for bid (Construction - 2013)	\$ 3,510,000



Campus Center for Student Life and Learning

\$ 8.497 M Project

College-wide Priorities: AY 2011 - 2012

- Strategic Planning: Preparing for AY 2013 – 2018
- Enrollment Management: Implementing expanded enrollment
- Resource Development: *"The Vision & The Promise"*
- Institutional Advancement: Enhanced Public Relations
- Institutional Research: Curricular and Post-graduate assessment
- Academic Affairs: Implement re-organization
- Academic Affairs: Continued development of Clinical Research
- MBA Program: Development (AA & President's Office)
- Student Affairs: Establishment of Center for Career Development



College-wide Priorities: AY 2011 - 2012

- University Eye Center: Implementation of Versa Suite
 - Electronic Health Record &
 - Practice Management System
- University Eye Center: Complete re-organization with hiring of new Chief of Ocular Disease
- Facilities Master Plan (FMP): 2013 – 2023 to be finalized
- Facilities Improvements:
 - Student Center for Life and Learning
 - 16th and 17th floor biological research facilities improvements
 - Electrical & Mechanical Upgrades
 - Interim improvements – Ground Floor



Clinical Research Center

- Ground breaking clinical research will be promoted by recruiting faculty whose research is supported by **National Institute of Health research grants** (R01 or equivalent) in patient based areas.
- Opportunities for clinicians to participate in research will be enhanced by forming a research-based institutional career path and providing research mentoring and **support in experimental design, statistics, technology infrastructure and access to the clinical population.**
- Translational research will be developed through innovative means, such as; **funding pilot projects** for graduate program faculty, **recruiting a researcher who is developing technology that translates existing basic research activity and/or supporting a nationally-competitive clinical fellowship in translational research methods.**




Master of Business Administration: Health Care Leadership

Additional masters-level opportunities for students pursuing the O.D. degree will be developed.



Career Development Center

- **Mission:** To serve the broader State University of New York College of Optometry community to provide personalized career development programs that actively engage students and alumni in realizing their futures in a manner that results in their achievement of professional success and satisfaction.
- **Key Measure of Success:** To have 90% of alumni reporting that, five years after graduation, they have achieved their five-year career goals and are practicing or working in their preferred or envisioned settings.



State of New York Developments



- **BUDGET & SUNY 2020 Legislation**
 - Reduction to 32 State Operated and Statutory Campuses = \$150 M (13.5%; \$768 M reduction over 4 yrs.)
 - Five Year Tuition Plan w/ Maintenance of Effort (AY 2012 – 2017)
 - 7%, 7%, 6%, 5%, 4%
 - FY 2012 Reduction to Optometry =
 - - \$ 878,400 in State "Taxpayer Support" (-7.2%) = FY 2012 = \$11,291,300
 - + \$ 418,800 in Campus Rev. (Tuition) (+5.9%) = FY 2012 = \$ 7,511,700
 - - \$ 459,600 Net Reduct. (2.4%); Total Support = FY 2012 = \$18, 803,000
 - Four year reductions = between 35% and 40% in State Support



State University of New York Developments



- **Enrollment Management Plan Approved (Sept 2011)**
- **Shared Service Alliances**
 - BOT Resolution: "to collaboratively develop and implement strategies to improve efficiency, generate cost savings, build capacity, and increase resources available to the core academic and student service missions of campuses..."
 - Metro Alliance:

• Optometry	FIT (Invitation)
• Global Center	Downstate Medical Center (Partial)
• Empire State College (NYC Center)	Maritime (Invitation)
- **SUNY Budget Allocation Methodology!!!!**





*Thank you
for your
attention!*

 STATE UNIVERSITY OF NEW YORK
COLLEGE OF OPTOMETRY

The
VISION
& the
PROMISE
FACULTY
AND
STAFF CAMPAIGN

Kick off event:
Thursday September 15, 2011
Schwarz Theater

www.sunyopt.edu/eyegive

PATIENT CARE · EDUCATION · VISION RESEARCH